


## A selection of activities to do with a standard set of dominoes encouraging learning of bonds to 10 and 20

### DOMINO COLLECTIONS

Lay all the dominoes out face down.

#### PART 1


Take turns removing dominoes and recording the total number of dots e.g. 10.



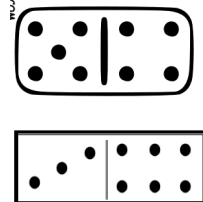
#### PART 2

Then encourage the learner to put all dominoes that total 10 in one pile, 9 in another pile, and so on


10



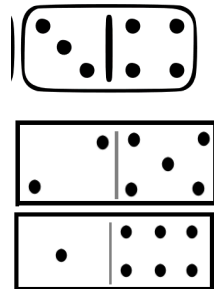
9



8



7




### LONELY DOMINO

- Follow on from part 2 of previous game
- Start with all the dominoes face up.
- Choose one domino and announce that is lonely and wants to join up with one or more dominoes whose total number of dots total up to eight.
- Once the child has found an appropriate domino or pile of dominoes, place them next to the first domino.
- Then change the number to 12 and so on

### WHICH IS MISSING?

- Take 2 dominoes. Say the total number of dots on both. For example  $10 + 8 = 18$  on these 2 dominoes.
- Show your child 1 of the dominoes, for example: (show 10)
- Ask "how many dots must be on the other domino?" (18 less 10 is 8)
- Let your child take a turn to ask you a question.



### ADDITION GAME

- Place a container full of dominoes in the centre of each table.
- Instruct each student to pick a domino
- Then ask the students to write addition sentences from that domino. For instance, if a student has a domino with three dots on one side and six on the other, she would write " $3 + 6 = 9$ ."
- Continue for another 4 or 5 turns
- Have the learner add each sum for a grand total.